

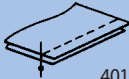

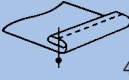
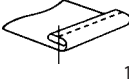
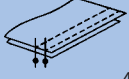
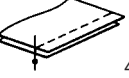
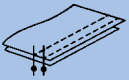

# Bag seaming machines for producing bags made of jute, burlap, paper and woven polypropylene



from the only name you need to know  
for bag machines

 **Union Special**  
Finest Quality The trusted name in bag machines since 1881



| Description   |   |   | Technical Specifications   |                          |                      |
|---|---|---|--|--------------------------|----------------------|
| Machine Style   | Features  | Application   | Seam Specification   | Stitch Length            | Sewing Capacity      |
| 80200AA   | Single needle machine, plain feed, two thread double locked stitch.   | For seaming heavy weight jute, burlap or woven polypropylene bags.                            | <br>401 SSa-1   | 7-13mm<br>2-3.6 SPI      | up to 17mm<br>43/64" |
| 80200AB   | Single needle machine, plain feed, single thread chain stitch.  | For seaming heavy weight jute, burlap or woven polypropylene bags.                            | <br>101 SSa-1   | 7-13mm<br>2-3.6 SPI      | up to 17mm<br>43/64" |
| 80200AC   | Single needle machine, plain feed, two thread double locked stitch, 10-15mm (25/64 to 19/32") adjustable hemmer.  | For hemming openings of medium to heavy weight jute, burlap or woven polypropylene bags.      | <br>401 EFb-1   | 7-13mm<br>2-3.6 SPI      | up to 17mm<br>43/64" |
| 80200AD   | Same as 80200AC, except single thread chain stitch, with fixed hemmer, for hems from 6-16mm (15/64 to 5/8"). Specify hem width when ordering.   | For hemming openings of medium to heavy weight jute, burlap or woven polypropylene bags.      | <br>101 EFb-1  | 7-13mm<br>2-3.6 SPI      | up to 17mm<br>43/64" |
| 80200 Z2715   | Two needle machine, plain feed, compensating presser foot, double locked stitch. Produces two parallel seams at a distance of 7.2mm (18 gauge).   | For seaming heavy weight jute or woven polypropylene bags using twisted polypropylene thread. | <br>401 SSa-2 | 6-10mm<br>2.5-4.25 SPI   | up to 17mm<br>43/64" |
| 80700C3   | Single needle machine, plain feed and alternating upper feed, two thread double locked stitch.  | For sewing tops and filling tubes on FIBCs.   | <br>401 SSa-1 | 6.5-11mm<br>2.3-4 SPI    | up to 11mm<br>7/16"  |
| 80700CD4<br>(CD3 same as CD4 except without pneumatics) | Two needle machine, plain and alternating upper feed, double locked stitch. Produces two parallel seams at a distance of 7.2mm (18 gauge). With electro-pneumatic lift for presser foot and upper feed. With top and bottom filler cord guides. With needle positioner. | For sewing heavy weight jute, burlap, or woven polypropylene bags; seaming FIBCs.             | <br>401 SSa-2 | 6.8-12mm<br>2.1-3.75 SPI | up to 18mm<br>45/64" |
| 80800CH   | Single needle machine, plain feed, two thread double locked stitch. With built-in thread chain cutter and top filler cord guide.  | For sewing tops and filling tubes on FIBCs.   | <br>401 SSa-1 | 6.5-13mm<br>2-4 SPI      | up to 11mm<br>7/16"  |

Don't see your operation here?  
 Or just not sure of what machine to use?  
 Send us a sample for sew testing and we'll connect you  
 with the right machine for your needs!






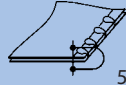
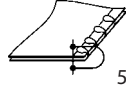

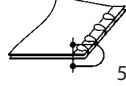
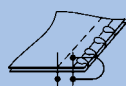

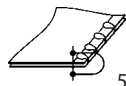
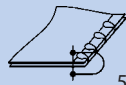

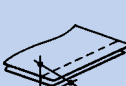
81200A



81300A



81500B

| Description  |  |   | Technical Specifications   |                      |  |
|--|--|---|--|----------------------|--|
| Machine Style  | Features   | Application   | Seam Specification   | Stitch Length        | Sewing Capacity  |
| 81200A   | Single needle machine, plain feed, two thread overedge stitch. 10mm (25/64") overedge width.   | For overseaming medium to heavy weight jute or burlap bags.                           |  502 SSa-1       | 6-13mm<br>2-4.25 SPI | up to 16mm<br>5/8"                                       |
| 81200A Z3281   | Same as 81200A, except 18mm (45/64") overedge width.   | For overseaming medium to heavy weight jute or burlap bags.                           |  502 SSa-1       | 6-13mm<br>2-4.25 SPI | up to 16mm<br>5/8"                                       |
| 81200AB  | Two needle machine, plain feed, four thread overedge stitch. 12mm (15/32") overedge width.   | For overseaming heavy weight jute, burlap or woven polypropylene bags.                |  514 SSa-1       | 6-13mm<br>2-4.25 SPI | up to 16mm<br>5/8"                                       |
| 81200B   | Single needle machine, plain feed, two thread overedge stitch. 6mm (15/64") overedge width.  | For overseaming medium to heavy weight jute, burlap or woven polypropylene bags.      |  502 SSa-1      | 6-13mm<br>2-4.25 SPI | up to 16mm<br>5/8"                                       |
| 81300A   | Two needle machine, plain feed with alternating upper feed, four thread safety stitch. Needle gauge: 5mm (13 gauge). 10mm (25/64") overedge width. | For matched side seams on very heavy weight jute, burlap or woven polypropylene bags. |  401-502 SSa-2 | 6-13mm<br>2-4.25 SPI | up to 22mm<br>7/8"                                       |
| 81300B   | Same as 81300A, except 19mm (3/4") overedge width.   | For matched side seams on very heavy weight jute, burlap or woven polypropylene bags. |  401-502 SSa-2 | 6-13mm<br>2-4.25 SPI | up to 16mm<br>5/8"                                       |
| 81500A/B/BA/C have a standard seam width of 19mm (3/4"). Additional parts included for 15, 12 and 10mm widths. |  |   |  |                      |  |
| 81500A   | Single needle machine, plain feed with upper feed, two thread overedge stitch with high needle throw (71mm).                                       | For matched overseaming of heavy weight jute bags.                                    |  502 SSa-1     | 6-13mm<br>2-4.25 SPI | up to 16mm<br>for 19mm seam<br>5/8"<br>for 3/4" seam     |
| 81500B   | Single needle machine, plain feed with alternating upper feed, two thread overedge stitch with high needle throw (71mm). Needle size: 300/120.     | For matched overseaming on FIBCs.   |  502 SSa-1     | 6-13mm<br>2-4.25 SPI | up to 19mm<br>for 15mm seam<br>3/4"<br>for 19/32" seam   |
| 81500BA  | Same as 81500B, except larger needle. Needle size: 430/172.  | For matched overseaming on FIBCs while attaching woven belt bands.                    |  502 SSa-1     | 6-13mm<br>2-4.25 SPI | up to 21mm<br>for 12mm seam<br>53/64"<br>for 15/32" seam |
| 81500C   | Single needle machine, plain feed with alternating upper feed, three thread overedge stitch with high needle throw (71mm).                         | For matched overseaming on FIBCs.   |  504 SSa-1     | 6-13mm<br>2-4.25 SPI | up to 22mm<br>for 10mm seam<br>55/64"<br>for 25/64" seam |



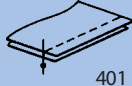

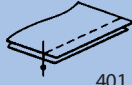
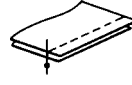
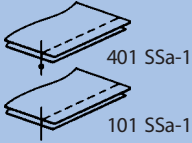
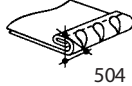
53700B



56100RB



39500TYA

| Description   |   |  | Technical Specifications   |                         |                     |              |
|---------------|---|--|--|-------------------------|---------------------|--------------|
| Machine Style | Features  | Application  | Seam Specification   | Stitch Length           | Sewing Capacity     | Maximum* RPM |
| 53700B        | Single needle machine, top and bottom feed, double locked stitch.   | For seaming medium to heavy weight materials. Also suitable for sewing "Q" bags.   | <br>401 SSa-1                | 3.5-7mm<br>3.6-7.25 SPI | up to 8mm<br>5/16"  | 3300         |
| 56100MB       | Single needle machine, plain feed, high speed, double locked stitch. With fully automatic lubrication.  | For seaming medium to large size cotton bags, and light to medium weight jute, paper, burlap or woven polypropylene bags.                    | <br>401 SSa-1                | 3.6-7.2mm<br>3.5-7 SPI  | up to 8mm<br>5/16"  | 6000         |
| 56100PB       | Same as 56100MB except high throw, split-toe presser foot, and wider feed parts.  | For seaming medium to heavy weight bags  | <br>401 SSa-1                | 3.6-7.2mm<br>3.5-7 SPI  | up to 11mm<br>7/16" | 5500         |
| 56100 MZ34B   | Single needle machine, plain feed, high speed, double locked stitch. With fully automatic lubrication. For use on automatic poly bag production systems | For seaming bag openings, or producing side and bottom on woven polypropylene bags   | <br>401 SSa-1              | 3.6-7.2mm<br>3.5-7 SPI  | up to 8mm<br>5/16"  | 5000         |
| 56100RB       | Single needle machine, upper and lower feed, single thread chain stitch, easily converts to double locked stitch. With fully automatic lubrication.     | For seaming heavy weight multi-wall paper bags.  | <br>401 SSa-1<br>101 SSa-1 | 3.6-8.5mm<br>3-7 SPI    | up to 8mm<br>5/16"  | 4300         |
| 39500TYA      | Single needle machine, plain feed, high speed, three thread overedge stitch. 7mm (9/32") overedge width. With fully automatic lubrication.              | Overedging machine for seaming and hemming mesh bags. With folder for turned up hem finished into a tight roll of approximately 7mm (9/32"). | <br>504 SSp-1              | 3.2-6.4mm<br>4-8 SPI    | up to 4mm<br>5/32"  | 5000         |

\* maximum speed will depend upon application and material



www.unionspecial.com  
 Union Special LLC  
 One Union Special Plaza, Huntley, IL 60142  
 Phone: U.S.: 800-344-9698 Outside U.S.: 847-669-4500  
 Fax: 847-669-4239 E-mail: bags@unionspecial.com

Distributed by: